

GOLDRAKE 400

100%
made in
ITALY



SOLLEVATORE GOLDRAKE 400

GOLDDRAKE 400 LIFT

Caratteristiche tecniche

- Sicurezze elettriche
- Sicurezze meccaniche
- Sicurezze idrauliche
- Portata: 400kg
- Centralina elettroidraulica integrata

Dotazioni di serie

- 2 vaschette porta utensili laterali
- Rampa di salita
- Ferma ruota

Technical Features

- Electrical Safety device
- Mechanical safety device
- Hydraulic safety devices
- Capacity: 400kg
- Integrated electro-hydraulic unit

Standard Equipments

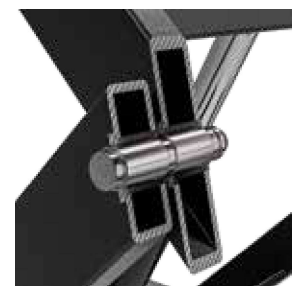
- 2 side tools holders
- Run-up ramp
- Front safety bar



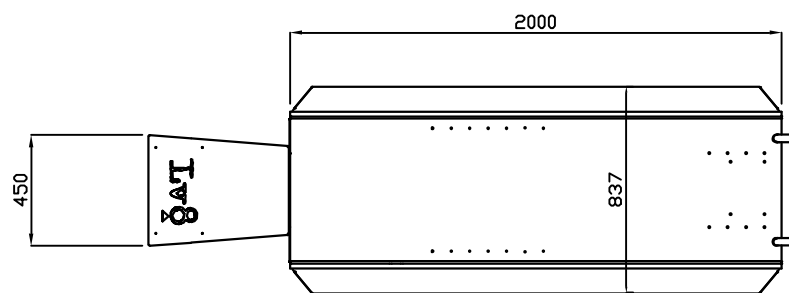
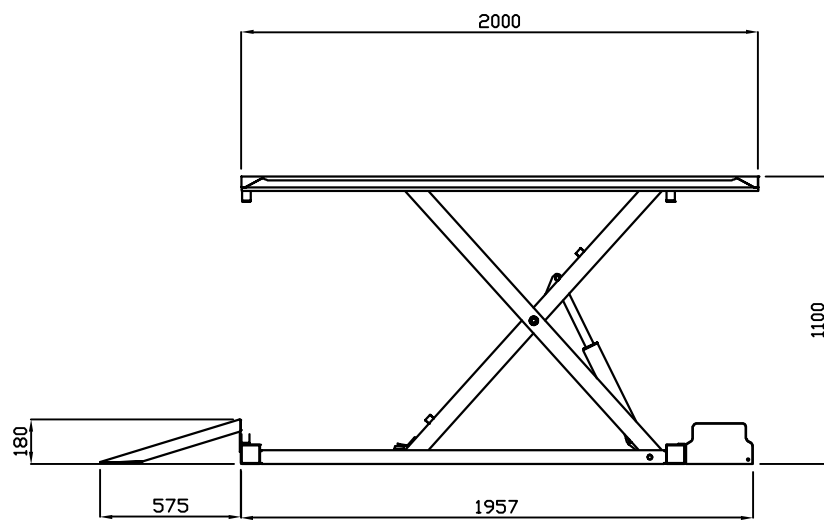
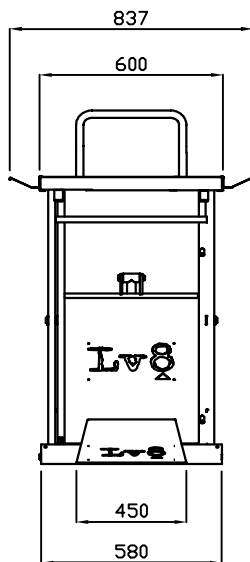
Centralina elettroidraulica con pulsantiera dotata di magnete
Electro-hydraulic unit with hand control equipped with magnet



Un cilindro di sollevamento
One lifting cylinder



Boccole autolubrificanti
Skid sliding system with self-lubricating plastic material



OPTION



Pompa oleopneumatica
Hydraulic air pump



Pompa a pedale
Foot pedal pump



EG350.7L
Rampa larga
400 (60x80cm)
Large ramp
400 (60x80cm)



EG400FEK
Front Extension per pianale
cm. 60x35
Front Extension cm. 60x35



EIE-LTPNK01

Kit radiocomando
Remote control kit

CUSTOMIZE YOUR COLOR!



Personalizza il tuo sollevatore con i nostri kit colore
Customize your lift with our colour kits

GO TO PAGE ► 23

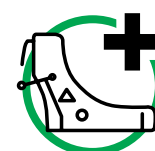
SAFETY FIRST!



Rendi il tuo sollevatore idoneo alla manutenzione delle moto elettriche
Make your lift suitable for maintenance work on electric motorcycles

GO TO PAGE ► 24

ADD THE ACCESSORIES!



Seleziona gli accessori da aggiungere al sollevatore
Select the accessories you want to add to the lift

GO TO PAGE ► 30